

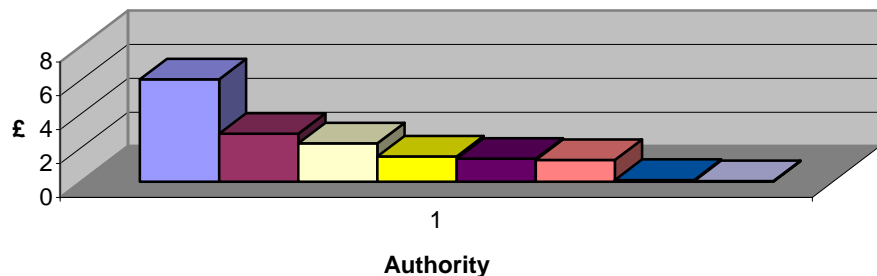
Theatres and Public Entertainment

Code	Authority	Spend per head £
E2201	Medway	6.07
E0202	Bedford	2.85
E4702	Calderdale	2.28
E0203	Central Bedfordshire	1.51
E4605	Solihull	1.38
E0401	Milton Keynes	1.30
E4207	Stockport	0.11
E0103	South Gloucestershire	0.04

Theatres and Public Entertainment

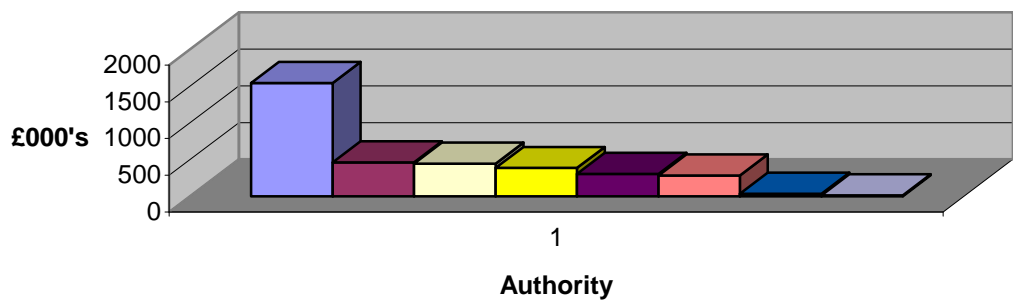
Code	Authority	Net expend £000's
E2201	Medway	1,538
E4702	Calderdale	460
E0202	Bedford	443
E0203	Central Bedfordshire	384
E0401	Milton Keynes	303
E4605	Solihull	283
E4207	Stockport	32
E0103	South Gloucestershire	11

**Theatre and Public Entertainment
Net Spend Per Head 2009/10**



■ Medway
 ■ Bedford
 ■ Calderdale
 ■ Central Bedfordshire
 ■ Solihull
 ■ Milton Keynes
 ■ Stockport
 ■ South Gloucestershire

**Theatre and Public Entertainment
Net Expenditure 2009/2010**

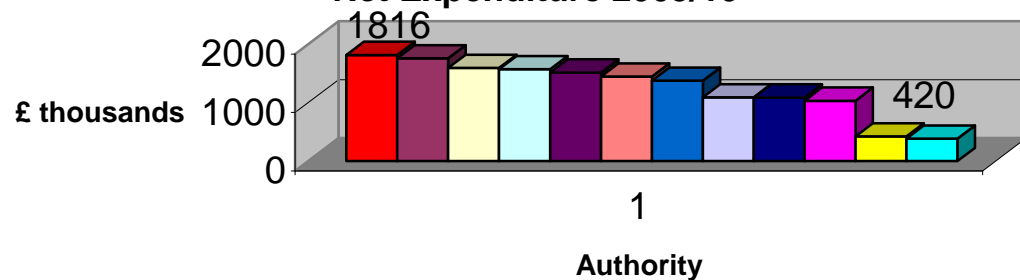


■ Medway
 ■ Calderdale
 ■ Bedford
 ■ Central Bedfordshire
 ■ Milton Keynes
 ■ Solihull
 ■ Stockport
 ■ South Gloucestershire

Indoor Sports and Recreation Facilities

Code	Authority	Net Expenditure £000's
E2201	Medway	£1,816.00
E0401	Milton Keynes	£1,761.00
E3901	Swindon	£1,596.00
E4702	Calderdale	£1,571.00
E4207	Stockport	£1,515.55
E4605	Solihull	£1,445.00
E0202	Bedford	£1,377.00
E4202	Bury	£1,089.00
E0103	South Gloucestershire	£1,088.00
E0302	West Berkshire	£1,033.00
E0203	Central Bedfordshire	£420.00
E0101	Bath & North East Somers	£383.05

Indoor Sports and Recreation Facilities Net Expenditure 2009/10

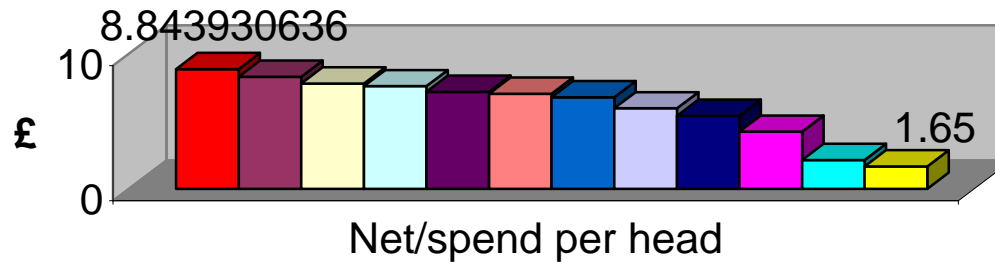


■ E2201	Medway	■ E0401	Milton Keynes
■ E3901	Swindon	■ E4702	Calderdale
■ E4207	Stockport	■ E4605	Solihull
■ E0202	Bedford	■ E4202	Bury
■ E0103	South Gloucestershire	■ E0302	West Berkshire
■ E0203	Central Bedfordshire	■ E0101	Bath & North East Somerset

Indoor Sports and Recreation Facilities

Code	Authority	Net/spend per head
E0202	Bedford	£8.84
E3901	Swindon	£8.27
E4702	Calderdale	£7.78
E0401	Milton Keynes	£7.58
E2201	Medway	£7.16
E4605	Solihull	£7.03
E0302	West Berkshire	£6.76
E4202	Bury	£5.95
E4207	Stockport	£5.39
E0103	South Gloucestershire	£4.22
E0101	Bath & North East Somers	£2.12
E0203	Central Bedfordshire	£1.65

Indoor Sports and Recreation Facilities Net expenditure per head 2009/2010



■ E0202	Bedford	■ E3901	Swindon
■ E4702	Calderdale	■ E0401	Milton Keynes
■ E2201	Medway	■ E4605	Solihull
■ E0302	West Berkshire	■ E4202	Bury
■ E4207	Stockport	■ E0103	South Gloucestershire
■ E0101	Bath & North East Somerset	■ E0203	Central Bedfordshire